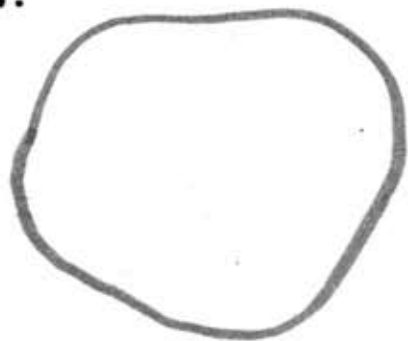


Ask an adult helper to do this tricky bits with you - they are marked with a star *

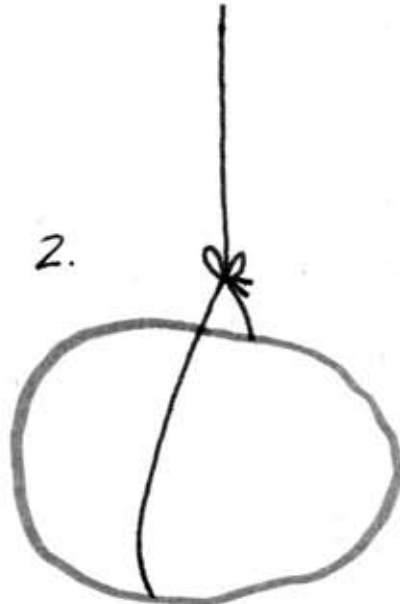
Making a Raincloud Friend

1.



Grab some white stuffing - a little bit less than a football. Push it into a roundish shape, but don't squash it about too much.

2.



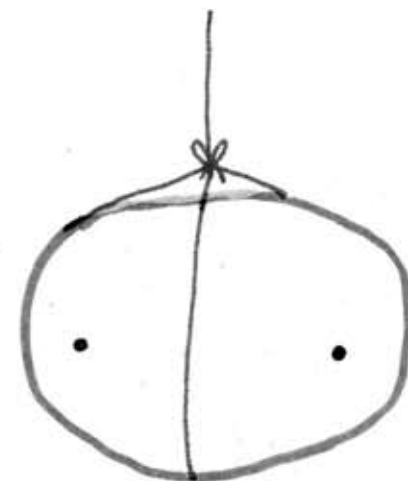
Loop some thread around the outside, and tie it at the top, leaving some extra to hold it with.

3.



Do the same on the other side, to make sure it's completely secure

4.



Now stick the raincloud's eyes on. Where you put the eyes is very important, as it shows where the cloud is looking

5.



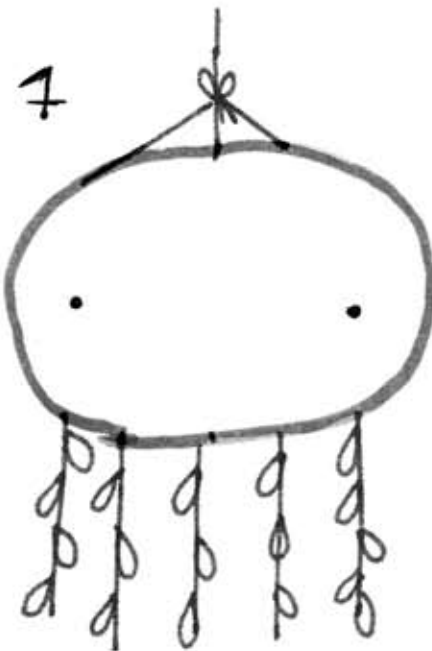
If you want to you can add rain to your cloud. Cut raindrop shapes out of card, and then poke some tiny holes in the pointy end, with a pencil.



6.



Take a long piece of thread and tie the raindrops on along it, pushing the thread through the hole and then knotting it on so it doesn't move. Then push the thread through the bottom of the cloud and tie it at the bottom.



Repeat step 6 until you have a few strands of rain. Your raincloud friend is ready!